ROLA SAFETY CHECK LIST TRUCK

EN

Rail Cargo Group
Member of ÖBB

wear high-visibility clothing and sturdy shoes

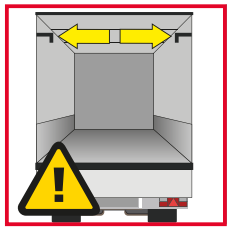

close and secure tarpaulin and tarpaulin-sliding-roof

keep an even distance from the wagon sides by visual inspection



do not cross tracks, keep distance from the adjacent track - DANGER TO LIFE!

keep at least 3m distance from high-voltage lines - DANGER TO LIFE!

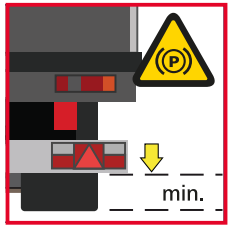

in the parking position, apply the handbrake and lower the air suspension completely

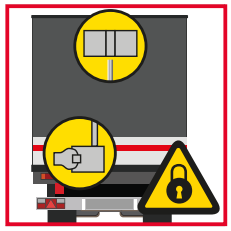

close and secure rear doors, driver's doors and any silo flaps and dome covers

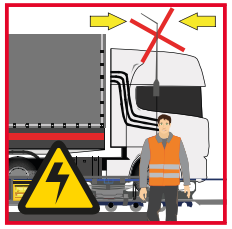

remove antennas from a height of 4 meters - DANGER TO LIFE!

wind deflectors on the truck are stuck

secure the truck with four wedges and fold in the side mirrors

additionally:

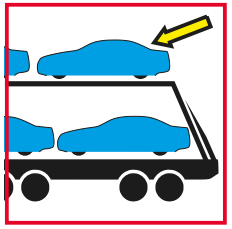

car transporters:
check the cover foil of the cars and correct it if necessary

WÖRGL - BRENNER v.v.:
attach tension belt to the rear sliding roof closing device

With his signature, the driver confirms that the safety guidelines, in accordance with this checklist, are met at the latest when he leaves the loaded truck on the train, that these instructions have been understood and that he has seen the safety film.

Wörgl–Brenner	☐	Wörgl–Trento	☐	Wels–Maribor	☐	Train number / time	
Brenner–Wörgl	☐	Trento–Wörgl	☐	Maribor–Wels	☐	Booking number	

trailer / semi-trailer ☐

truck with trailer ☐

Car transporter ☐

Company, city .....

licence plate number ..... / .....

cargo ..... total weight of truck + cargo .....

ADR- hazardous goods ☐ yes ☐ no

name 1st driver

first name .....

surname .....

name 2nd driver

first name .....

surname .....

date ..... signature .....

The general terms and conditions of Rail Cargo Operator - Austria GmbH / ROLA and the conditions of carriage for the transportation on the Rolling Road apply.

rola.railcargo.com